



# Shake it out for Science

## instructions

Take your item of clothing - we suggest a jacket with pockets.

Hold it above your first collection paper and gently shake or pat it with your hands, to dislodge any debris from the exterior.

1

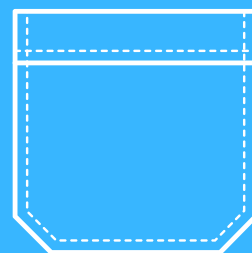


2

Fold the collection paper carefully and place inside a clip-seal bag, then label with your unique sample code.

Repeat steps 1 and 2, this time turning the pockets inside out and collecting any debris from inside the pocket.

3



4

Complete the online questionnaire - don't forget to enter the unique code from your sample into the questionnaire.


<https://www.surveymonkey.com/r/CSG5MQR>

Send your shaking sample to the Forensic Science Laboratory at ChemCentre. (postage paid)


5




### your samples will...



Potentially help in the fight against crime



Be used in a scientific report



Contribute to a forensic database